

Molly Hears a Knock at the Door

Picture 1: Molly hears a knock at the door. Molly's mother says, "Please answer the door."

Picture 2: Molly opens the door and hides behind it. Matt is still standing outside.
Oh no, that's wrong!

Picture 3: Molly opens the door and yells, "Mom!" Matt is still standing outside.
Oh no, that's wrong!

Picture 4: Molly opens the door. She says, "Hi, Matt. Come in." **Yes, that's right!**
Molly's mother is proud of her.

Yes/No Questions

1. Is Matt in this story?
2. Is Molly in this story?
3. Does Molly hear the doorbell ring?
4. Does Molly hear a knock at the door?
5. Does Molly hide behind the door in picture number two?
6. Is it wrong to hide when someone is at the door?
7. Does Molly scream to her mother in picture number three?
8. Is it wrong to scream when someone is at the door?
9. Should Molly say, "Go away, Matt"?
10. Should Molly say, "Come in, Matt"?

Wh- and How Questions

1. Who is in this story?
2. Where is Matt standing?
3. What does Molly hear?
4. What does Molly's mother tell her to do?
5. Why is it wrong to hide from the person at the door?
6. Why is it wrong to scream when someone is at the door?
7. What should Molly say to Matt when she opens the door?
8. How does Molly's mother feel in picture number four?
9. Where should Molly be looking when she speaks to Matt?
10. Why is it important to open the door only when a parent is nearby?

Suggested Props

Two signs saying **Oh no, that's wrong!**

Sign saying **Yes, that's right!**

Matt — white T-shirt

Mother — wig or long, pull-on skirt

Molly — red, pull-on skirt

Door — large piece of cardboard from a box (e.g., side of a refrigerator box) or a classroom door





Homework Sheet

Social Skill of the Week: Greeting Someone at the Door

We practiced the above social skill using this four-picture Matt and Molly story. As you can see, the character in the story does the skill *wrong* two times before doing it *right* in the last picture.

Cut the pictures apart. As you retell the story, ask your child to find the picture that you are describing. When all of the pictures are in sequential order, help your child act out the story. Reinforce “wrong vs. right.” Ask your child questions about the story, such as “Is it right for Molly to ask Matt to come in?”

Each week, after you review the story with your child, add picture number four to a little photo album. Title this book **The Right Way to Act**. You can refer to this picture when your child is in a similar social setting and needs reminding of the “right way” to act.

<p>1</p>  <p>Molly hears a knock at the door. Molly's mother says, "Please answer the door."</p>	<p>2</p>  <p>Molly opens the door and hides behind it. Matt is still standing outside. Oh no, that's wrong!</p>
<p>3</p>  <p>Molly opens the door and yells, "Mom!" Matt is still standing outside. Oh no, that's wrong!</p>	<p>4</p>  <p>Molly opens the door. She says, "Hi, Matt. Come in." Yes, that's right! Molly's mother is proud of her.</p>



Molly hears a knock at the door. Molly's mother says, "Please answer the door."

Molly Hears a Knock at the Door

Molly opens the door and hides behind it.
Matt is still standing outside.

Molly Hears a Knock at the Door

Molly opens the door and yells, "Mom!"
Matt is still standing outside.

Molly Hears a Knock at the Door

Molly opens the door. She says, "Hi, Matt. Come in." Molly's mother is proud of her.

Molly Hears a Knock at the Door