





Homework Sheet

Social Skill of the Week: Helping a Friend Clean Up

We practiced the above social skill using this four-picture Matt and Molly story. As you can see, the character in the story does the skill *wrong* two times before doing it *right* in the last picture.

Cut the pictures apart. As you retell the story, ask your child to find the picture that you are describing. When all of the pictures are in sequential order, help your child act out the story. Reinforce “wrong vs. right.” Ask your child questions about the story, such as “Is it wrong to help a friend clean up toys?”

Each week, after you review the story with your child, add picture number four to a little photo album. Title this book **The Right Way to Act**. You can refer to this picture when your child is in a similar social setting and needs reminding of the “right way” to act.

<p>1</p>  <p>Matt and his friend have finished playing. It is time to clean up the toys.</p>	<p>2</p>  <p>Matt and his friend leave the room. The toys are still on the floor. Oh no, that's wrong!</p>
<p>3</p>  <p>Matt's friend cleans up the toys all by himself. Matt does not help him. Oh no, that's wrong!</p>	<p>4</p>  <p>Matt and his friend clean up the toys together. Yes, that's right! Matt's friend is proud of him.</p>



Matt and his friend have finished playing.
It is time to clean up the toys.

Matt Cleans Up with His Friend

Matt and his friend leave the room.
The toys are still on the floor.

Matt Cleans Up with His Friend

Matt's friend cleans up the toys all by
himself. Matt does not help him.

Matt Cleans Up with His Friend

Matt and his friend clean up the toys
together. Matt's friend is proud of him.

Matt Cleans Up with His Friend