

# Matt Visits His Grandfather

**Picture 1:** Matt is visiting his grandfather. His grandfather says, "Happy birthday, Matt."

**Picture 2:** Matt puts the gift on the floor. He does not open it. **Oh no, that's wrong!**

**Picture 3:** Matt opens the gift. He says nothing and walks away. **Oh no, that's wrong!**

**Picture 4:** Matt opens the gift and takes out the toy. Matt says, "Thank you!" **Yes, that's right!**  
Matt's grandfather is proud of him.

## Yes/No Questions

1. Is Matt in this story?
2. Is Molly in this story?
3. Is Matt's father in this story?
4. Is Matt's grandfather in this story?
5. Does Matt's grandfather say "Happy New Year"?
6. Does Matt's grandfather say "Happy Birthday"?
7. Should you open a gift that someone gives to you?
8. Should you say nothing and walk away after you open a gift?
9. Should you say "Thank you" after you open a gift?
10. Does Matt's grandfather feel proud when Matt says "Thank you"?

## Wh- and How Questions

1. Who is in this story?
2. What does Matt's grandfather say to Matt?
3. What does Matt's grandfather give to Matt?
4. Why is it wrong not to open a gift?
5. Why is it wrong to open a gift and say nothing?
6. How do you think Matt's grandfather feels in pictures two and three?
7. What does Matt do in picture number four?
8. How does Matt's grandfather feel when Matt says "Thank you"?
9. What gift did you get on your birthday?
10. What did you say when you opened your gift?

## Suggested Props

Two signs saying **Oh no, that's wrong!**

Sign saying **Yes, that's right!**

Grandfather — pretend glasses or real glasses with lenses taken out; cardigan sweater

Matt — white T-shirt

Wrapped box with removable lid

Toy car or train





# Homework Sheet


Social Skill of the Week: Getting a Present

We practiced the above social skill using this four-picture Matt and Molly story. As you can see, the character in the story does the skill *wrong* two times before doing it *right* in the last picture.

Cut the pictures apart. As you retell the story, ask your child to find the picture that you are describing. When all of the pictures are in sequential order, help your child act out the story. Reinforce “wrong vs. right.” Ask your child questions about the story, such as “What should you say when someone gives you a present?”

Each week, after you review the story with your child, add picture number four to a little photo album. Title this book **The Right Way to Act**. You can refer to this picture when your child is in a similar social setting and needs reminding of the “right way” to act.

<p>1</p>  <p>Matt is visiting his grandfather. His grandfather says, “Happy birthday, Matt.”</p>	<p>2</p>  <p>Matt puts the gift on the floor. He does not open it. <b>Oh no, that’s wrong!</b></p>
<p>3</p>  <p>Matt opens the gift. He says nothing and walks away. <b>Oh no, that’s wrong!</b></p>	<p>4</p>  <p>Matt opens the gift and takes out the toy. Matt says, “Thank you!” <b>Yes, that’s right!</b> Matt’s grandfather is proud of him.</p>



Matt is visiting his grandfather.

His grandfather says,  
“Happy birthday, Matt.”

Matt Visits His Grandfather

Matt puts the gift on the floor.

He does not open it.

Matt Visits His Grandfather

Matt opens the gift. He says  
nothing and walks away.

Matt Visits His Grandfather

Matt opens the gift and takes out the toy.

Matt says, “Thank you!”

Matt’s grandfather is proud of him.

Matt Visits His Grandfather