

Name: \_\_\_\_\_

Date: \_\_\_\_\_

# VOCABULARY WORDS

PEOPLE

## Directions:

Read each word.

Draw a line from each word to its matching picture.

man



girl



baby



woman



boy



Name: \_\_\_\_\_

Date: \_\_\_\_\_

# CONTEXT CLUES

FIRST THROUGH FIFTH

## Directions:

Look at the picture.

Read each sentence.

Complete each sentence with a word from the word bank.

### Word Bank

first

second

third

fourth

fifth



Sasha



Jace



Trish



Brent



Garrett

1. Trish is \_\_\_\_\_ in line.

2. Jace is \_\_\_\_\_ in line.

3. Sasha is \_\_\_\_\_ in line.

4. Garrett is \_\_\_\_\_ in line.

5. Brent is \_\_\_\_\_ in line.

Name: \_\_\_\_\_

Date: \_\_\_\_\_

# COMPOUND WORDS

## Directions:

Look at each puzzle piece, and read its word.

Cut out each puzzle piece.

Glue each puzzle piece next to its matching puzzle piece to form a compound word.

back	light
flash	time
camp	fall
water	fire
night	pack

**Directions:**

Read each sentence, and look at the picture.

Choose an antonym of the bolded word from the word bank.

Write the antonym in the blank.

**Word Bank**


tall

slowly

strong

big


1.



The elephant has a **little** body.

\_\_\_\_\_


2.



The turtle moves **fast**.

\_\_\_\_\_

3.



The gorilla is quite **weak**.

\_\_\_\_\_

4.



The giraffe is **short** with a long neck.

\_\_\_\_\_

Name: \_\_\_\_\_ Date: \_\_\_\_\_

# HOMOPHONES

## Directions:

Read each word and its meaning in the word bank.

Complete each sentence with a word from the word bank.

Use each word two times.

<b>Word Bank</b>	<b>their</b>	belongs to them
	<b>there</b>	a place
	<b>they're</b>	they are

1. I put the phone over \_\_\_\_\_ on the table.
2. Will you call Kim and Aaron to see when \_\_\_\_\_ coming?
3. I will call \_\_\_\_\_ home number.
4. They said \_\_\_\_\_ running late.
5. I think we should go \_\_\_\_\_ to pick them up.
6. We will drive to \_\_\_\_\_ house to see our friends.

Name: \_\_\_\_\_ Date: \_\_\_\_\_

# MULTIPLE MEANINGS

## Directions:

Read each word and its meanings.

Read each sentence, and look at the bolded word.

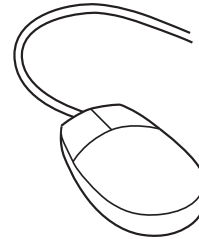
Choose the correct meaning, and write its number in the blank.

### mouse



Meaning 1

a small mammal




Meaning 2

a part of the computer  
that controls the cursor

Meaning \_\_\_\_\_ The boy moves the **mouse** to use the computer.

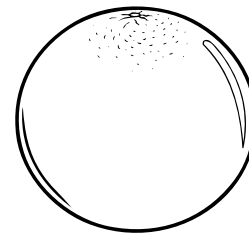
Meaning \_\_\_\_\_ The small **mouse** hid in the grass.

### orange



Meaning 1

a color



Meaning 2

a citrus fruit that grows  
on trees

Meaning \_\_\_\_\_ Omri's hair is light **orange**.

Meaning \_\_\_\_\_ Chelsea eats an **orange** for a snack.

Name: \_\_\_\_\_ Date: \_\_\_\_\_

# BASE WORDS

WHAT IS THE BASE WORD?

## Directions:

Read each group of words.

Circle the suffix in each word.

Write the base word in the blank.

1. jumps jumped jumping

base word: \_\_\_\_\_

2. climbing climbs climbed

base word: \_\_\_\_\_

3. teacher teaches teaching

base word: \_\_\_\_\_

4. painted painter painting

base word: \_\_\_\_\_

5. playing plays played

base word: \_\_\_\_\_