

Introduction

The logo for 'BASIC MATH Assessments' features the text 'BASIC MATH' in a large, bold, sans-serif font, with 'Assessments' in a smaller, regular font below it. The text is centered between two grey, semi-circular shapes that resemble a stylized arch or a bridge.

BASIC MATH Assessments

The *Basic Math Assessments* were developed to gauge students' knowledge and mastery of basic math concepts and skills through a test preparation format. The highly visual activity sheets are designed to supplement the *Basic Math Practice* program or any basic math curriculum. The activity sheets can be used to assess students' knowledge of a new skill or their success at mastering and applying skills that are covered in the *Basic Math Practice* series.

The activities in the *Basic Math Assessments* are pre and post assessments that are divided into lower and higher skill levels. The pre assessments may be used to determine students' prior knowledge of a new skill. Either leveled pre assessment or both may be used to test students' knowledge. After completing the activity sheets specified for the pre assessments, the post assessments may be given to gauge students' understanding and mastery of the skills addressed. The level of post assessment given may be based on students' abilities and reading and math skills.

Basic Math Assessments: Number Operations measures students' understanding of basic sorting skills and reading and comprehending information in number operations. Students are tested on their knowledge of addition facts to 18, adding with and without regrouping, subtraction facts from 12, subtracting with and without regrouping, identifying totals for groups of items, using pictures to multiply, multiplying one- and two-digit numbers, and division of items into groups, using pictures to divide, and dividing two-digit numbers by one-digit numbers.

Activity Sheet Design

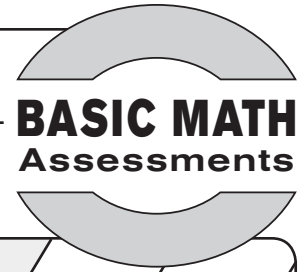
Each activity sheet in the *Basic Math Assessments* has been designed to be as simple and visual as possible to ensure students' success. The simple directions on each activity sheet are written plainly and clearly. Four answer choices are provided for each problem. Students must choose the appropriate answer and fill in the circle. Pre and post assessments A have few problems. Pre and post assessments B may increase in difficulty or have slightly more problems. All students can benefit from both tests, or they can serve as leveled testing for the skill, depending on the needs of your students. After several sections, a "Check Up" provides a review of previous skills learned.

Answer Key

An answer key has been provided for all activity sheets.

Name of Student:

Assessment Progress Chart



Addition

✓ = MASTERED
 X = NOT MASTERED

Date:

Date:

Date:

Date:

Date:

Date:

Addition Facts to 18

3-Digit Addition With and Without Regrouping

Pre Assessment A

Pre Assessment A

Pre Assessment B

Pre Assessment B

Post Assessment A

Post Assessment A

Post Assessment B

Post Assessment B

2-Digit Addition Without Regrouping

Check Up

Pre Assessment A

NOTES

Pre Assessment B

Post Assessment A

Post Assessment B

Check Up

2-Digit Addition With Regrouping

Pre Assessment A

Pre Assessment B

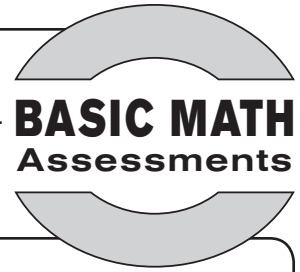
Post Assessment A

Post Assessment B

NOTES

Name of Student:

Assessment Progress Chart



Subtraction

✓ = MASTERED
✗ = NOT MASTERED

Date:

Date:

Date:

Subtraction Facts from 18

Pre Assessment A			
Pre Assessment B			
Post Assessment A			
Post Assessment B			

2-Digit Subtraction With and Without Regrouping

Pre Assessment A			
Pre Assessment B			
Post Assessment A			
Post Assessment B			

3-Digit Subtraction With and Without Regrouping

Pre Assessment A			
Pre Assessment B			
Post Assessment A			
Post Assessment B			

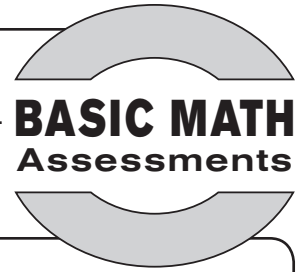
Check Up

NOTES

NOTES

Name of Student:

Assessment Progress Chart



Multiplication

✓ = MASTERED
X = NOT MASTERED

Date:

Date:

Date:

Multiplication Facts

Pre Assessment A

Pre Assessment B

Post Assessment A

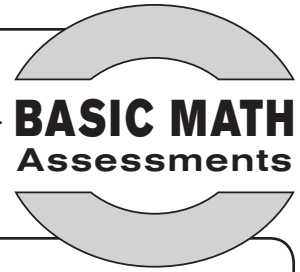
Post Assessment B

NOTES

NOTES

Name of Student:

Assessment Progress Chart



Division

✓ = MASTERED
X = NOT MASTERED

Date:

Date:

Date:

Division Facts

Pre Assessment A

Pre Assessment B

Post Assessment A

Post Assessment B

Check Up

NOTES

NOTES