

# Pleased to Meet You!

Name \_\_\_\_\_

Circle the students on this page that you would like to meet. Then, pretend you're introducing yourself. What would you say?



Chee Kaying




Bonnie Royal



Jonathan Brown



José Herrera



Mark Carpenter



Marci Valentino

Tell your teacher what you think makes a good friend.

# Saying Thank You

Name \_\_\_\_\_


You have learned skills for being polite. Look at the skills and the sentences below. Finish the sentences and practice what you have learned.

A. Ask yourself, "Should I say thank you?"



I should say thank you when \_\_\_\_\_.

B. Choose a good time.



I will say thank you \_\_\_\_\_  
\_\_\_\_\_.

C. Be sincere and friendly.



I will \_\_\_\_\_  
\_\_\_\_\_.

# Teasing Won't Bother Me

Name \_\_\_\_\_

Don't let teasing get under your skin. It's hard, but you can learn to let teasing roll right off your back. Find the students on this page who are staying in control. Then, color them.



Have you ever heard this old jingle? "Sticks and stones may break my bones, but words will never hurt me." Explain to a partner what you think it means. Then, talk about who you could get help from if teasing got dangerous.

# Handling Disagreements

Name \_\_\_\_\_

You have learned skills for handling disagreements. Look at the skills and the sentences below. Finish the sentences and practice what you have learned.

A. What does each person need?



I need \_\_\_\_\_.

B. Think of all your choices.



I could \_\_\_\_\_.

C. Look at the consequences.



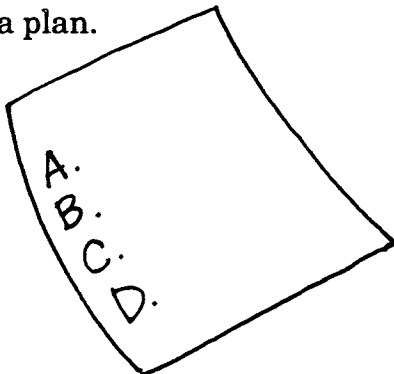
If \_\_\_\_\_.

D. Make the best choice.




Let's \_\_\_\_\_.

E. Make a plan.



I will \_\_\_\_\_.

F. Ask yourself, "How did it work?"



It \_\_\_\_\_.