




Color this picture. Then use these words to talk about the picture.

baseball bat  
cowboy hat  
doghouse  
dump truck

rainbow  
sandbox  
sidewalk chalk  
tic-tac-toe

# /l/ and Stridents




lace



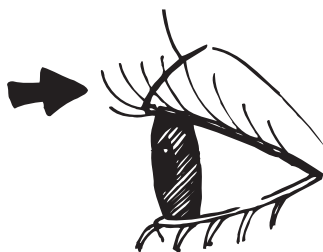
love



leaf



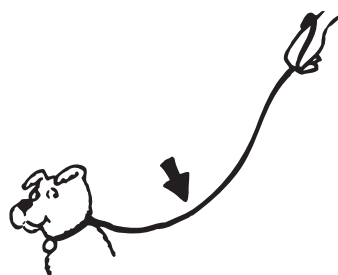
loaf




lash




laugh



leash



latch



loose



# Hand Signals



short a



yucky sound

short e



tummy ache sound

short i



icky sound

short o



pretty sound

short u



lifting sound

\_\_\_\_\_ can now say the /skw/ cluster in words in speech therapy. Please  
child's name  
practice the attached flash cards daily with your child to strengthen the sound pattern. Some other fun home activities are suggested below:

Teachers know the value of "whole language learning." Allow your child to experience the target sound pattern in many different ways. Your child should see the word, say the word, draw the word, etc.

Explore one of the following books together. Draw a picture of the character and write the key /skw/ word on the picture.

- Mice Squeak, We Speak* by Tomie de Paola (*squeak*)
- Squirrels* by Brian Wildsmith (*squirrels*)
- Big Squeak, Little Squeak* by George Mendoza (*squeak*)
- Squeak-a-Lot* by Virginia Miller (*squeak*)

Three-Consonant Sequences  
Level 5: /skw/ Clusters

