

Introduction

The logo for 'BASIC MATH Assessments' features the text 'BASIC MATH' in a large, bold, sans-serif font, with 'Assessments' in a smaller, regular font below it. The text is centered between two grey, semi-circular shapes that resemble a stylized arch or a bridge.

BASIC MATH Assessments

The *Basic Math Assessments* were developed to gauge students' knowledge and mastery of basic math concepts and skills through a test preparation format. The highly visual activity sheets are designed to supplement the *Basic Math Practice* program or any basic math curriculum. The activity sheets can be used to assess students' knowledge of a new skill or their success at mastering and applying skills that are covered in the *Basic Math Practice* series.

The activities in the *Basic Math Assessments* are pre and post assessments that are divided into lower and higher skill levels. The pre assessments may be used to determine students' prior knowledge of a new skill. Either leveled pre assessment or both may be used to test students' knowledge. After completing the activity sheets specified for the pre assessments, the post assessments may be given to gauge students' understanding and mastery of the skills addressed. The level of post assessment given may be based on students' abilities and reading and math skills.

Basic Math Assessments: Rounding, Reasonableness, and Estimation measures students' understanding of basic place value, rounding, finding reasonable solutions, and estimating amounts and solutions. Students are tested on their knowledge of place values, rounding numbers, and rounding solutions. Students are also assessed on their knowledge of identifying reasonable amounts, choosing reasonable units of measurement, and finding reasonable solutions to problems. In addition, students are tested on their knowledge of estimating amounts, solutions, measurements, and totals.

Activity Sheet Design

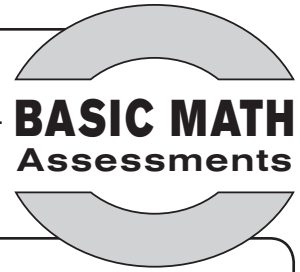
Each activity sheet in the *Basic Math Assessments* has been designed to be as simple and visual as possible to ensure students' success. The simple directions on each activity sheet are written plainly and clearly. Four answer choices are provided for each problem. Students must choose the appropriate answer and fill in the circle. Pre and post assessments A have few problems. Pre and post assessments B may increase in difficulty or have slightly more problems. All students can benefit from both tests, or they can serve as leveled testing for the skill, depending on the needs of your students. After several sections, a "Check Up" provides a review of previous skills learned.

Answer Key

An answer key has been provided for all activity sheets.

Name of Student:

Assessment Progress Chart



Rounding

✓ = MASTERED
 X = NOT MASTERED

Date:

Date:

Date:

Place Values

Pre Assessment A

Pre Assessment B

Post Assessment A

Post Assessment B

Rounding to the Tens

Pre Assessment A

Pre Assessment B

Post Assessment A

Post Assessment B

Rounding to the Hundreds and Money

Pre Assessment A

Pre Assessment B

Post Assessment A

Post Assessment B

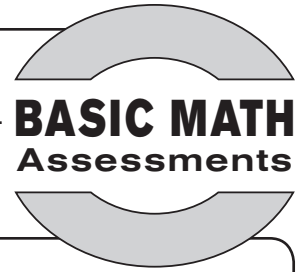
Check Up

NOTES

NOTES

Name of Student:

Assessment Progress Chart



Reasonableness

✓ = MASTERED
 X = NOT MASTERED

Date:

Date:

Date:

Reasonable Sums and Differences

Pre Assessment A

Pre Assessment B

Post Assessment A

Post Assessment B

Reasonable Measurements

Pre Assessment A

Pre Assessment B

Post Assessment A

Post Assessment B

Reasonable Payments

Pre Assessment A

Pre Assessment B

Post Assessment A

Post Assessment B

Reasonable Ranges

Pre Assessment A

Pre Assessment B

Post Assessment A

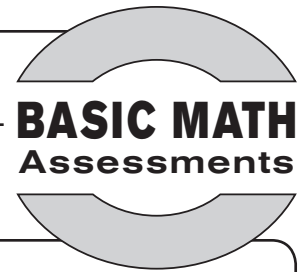
Post Assessment B

Check Up

NOTES

Name of Student:

Assessment Progress Chart



Estimation

✓ = MASTERED
X = NOT MASTERED

Date:

Date:

Date:

Estimating Amounts, Distances, and Food

Pre Assessment A

Pre Assessment B

Post Assessment A

Post Assessment B

Addition and Subtraction with Estimates

Pre Assessment A

Pre Assessment B

Post Assessment A

Post Assessment B

Estimating Length, Weight, Time, and Temperature

Pre Assessment A

Pre Assessment B

Post Assessment A

Post Assessment B

Estimating Money

Pre Assessment A

Pre Assessment B

Post Assessment A

Post Assessment B

Check Up

NOTES